

FINVAL

ALL-WELDED ALUMINIUM FISHING BOATS

MODEL LINE-UP
2022



HEADING TOWARDS PERFECTION

Striving for excellence is a fundamental principle that we follow when we create our boats. There are many passionate and experienced anglers in our team. Together we defined the qualities which are essential for a boat to be ideal for fishing and recreation. First of all, it is seaworthiness allowing to reach the place of fishing or picnic quickly and comfortably, even through large waves. The well-planned inner space will allow keeping all the stuffs and baits in convenient places while the boat's good seakeeping ability in critical situations will bring the feeling of confidence and security. The excess strength guarantees a boat's trouble-free operation for many years.



Many famous anglers and fishing guides from across Europe choose Finval. We are proud of their achievements and pay due regard to their invaluable experience in creating new models of boats. Finval commits to the development of fishing sport. Every year we sponsor numerous fishing competitions in different European countries. Finval is the official sponsor of the Cup of Ukraine and Ukraine's national team at the World Championship in spinning from a boat.




SEAWORTHINESS AND STABILITY





Fishing under any weather conditions is our concept of seaworthiness! To ride comfortably at high speed under heavy wind and wave you just need to make a hull which is not too wide and has a deep V. However, such a boat will be too cranky during the moorage. Walking and fishing on it will not be comfortable. Making a boat wider and with a smaller dead rise will mean that it will lose good part of its seaworthiness. Our designers with many years of experience are finding the best possible length-to-width ratio and create the boats which are stable and seaworthy at the same time.




ULTIMATE STRENGTH AND ENDURANCE



Boat's durability and long-lasting performance first and foremost rely upon the strength of the structural framework. This is the most complex and most expensive structural element. Nevertheless, we never sacrifice quality of what is hidden under the finishing of our boats and offer 10-year warranty on aluminium hull of all Finval boats.

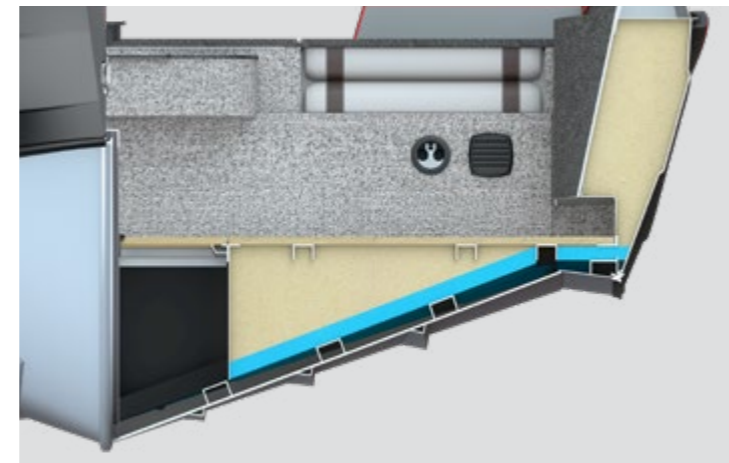



SAFETY AND FLOATATION



A really safe boat, in case of bilge or spillage, should keep afloat and not capsize.

To ensure floatation, all hulls of Finval boats are filled with high-quality two-component foam. It has a closed cellular structure that prevents water absorption.



To ensure that the boat does not capsize in a semi-submerged state, and passengers feel safe, the buoyancy blocks are placed evenly along the hull of the boat and closer to the sides.

The foam in the bottom area is sprayed on a special bed of extruded expanded polystyrene sheets. This material has almost zero water absorption and provides additional protection of the foam against contact with moisture. Also, this technology provides a 50 mm gap between the bottom and the buoyancy blocks, which is necessary for water drainage and ventilation of the hull from the inside.

All Finval models are the result of fulfillment of our dream, where every square centimeter is thought out and has its purpose.

The Finval comfort formula comprises three components:

- experience of the best European anglers and fishing guides
- original and well-thought-out interior layout of the boat
- only high-quality components and a multi-level quality control system





685
FISHPRO

| | |
|------------------|---------------|
| DIMENSIONS | 6.83 x 2.32 m |
| PERSONS CAPACITY | 6 |
| ENGINE | 250-300 hp |



685
SPORT ANGLER

| | |
|------------------|---------------|
| DIMENSIONS | 6.83 x 2.32 m |
| PERSONS CAPACITY | 3 |
| ENGINE | 250-300 hp |



555
FISHPRO

| | |
|------------------|---------------|
| DIMENSIONS | 5.55 x 2.28 m |
| PERSONS CAPACITY | 6 |
| ENGINE | 150-200 hp |



555
SPORT ANGLER

| | |
|------------------|---------------|
| DIMENSIONS | 5.55 x 2.28 m |
| PERSONS CAPACITY | 3 |
| ENGINE | 150-200 hp |



505
FISHPRO

| | |
|------------------|--------------|
| DIMENSIONS | 5.55 x 2.3 m |
| PERSONS CAPACITY | 4 |
| ENGINE | 115-150 hp |



475
EVO DC

| | |
|------------------|---------------|
| DIMENSIONS | 4.72 x 2.12 m |
| PERSONS CAPACITY | 4 |
| ENGINE | 60-100 hp |



475
EVO SC

| | |
|------------------|---------------|
| DIMENSIONS | 4.72 x 2.12 m |
| PERSONS CAPACITY | 4 |
| ENGINE | 60-100 hp |



475
EVO TILLER

| | |
|------------------|---------------|
| DIMENSIONS | 4.72 x 2.12 m |
| PERSONS CAPACITY | 3 |
| ENGINE | 60-100 hp |



510
RANGY-SC

| | |
|------------------|-------------|
| DIMENSIONS | 5.1 x 1.9 m |
| PERSONS CAPACITY | 4 |
| ENGINE | 40-60 hp |



510
RANGY TILLER

| | |
|------------------|-------------|
| DIMENSIONS | 5.1 x 1.9 m |
| PERSONS CAPACITY | 4 |
| ENGINE | 40-60 hp |



Finval 685 FishPro is a multi-purpose boat that can be used for both family vacations and fishing tourism. The consoles have anodized aluminium fitting and a reliable wind protection of tempered glass. Autonomous heater and heated seats will help warm up in cold weather. Special compartment with removable recycle bin helps keep the boat clean. A locker for 10 spinning rods and a 130 l livewell with oxygenator, an organizer for large baits and side shelves create comfort while fishing. Finval 685 FishPro is capable of reaching the speed of 100 km/h, has a string hull and is ready for operation under any weather conditions.



SPECIFICATIONS

| | |
|---|------------------------|
| Length | 6.83 m |
| Beam | 2.32 m |
| Transom height | 635 mm |
| Draft | 400 mm |
| Deadrise at transom | 18° |
| Weight (boat only) | 1 050 kg |
| Maximum weight capacity | 1 220 kg |
| Engine | 250-300 hp |
| Hull material | AlMg 4,5 Mn (5083) |
| Alimunuim thickness (bottom / transom / boards) | 4 / 4 / 3 mm |
| Number of passengers | 6 |
| Fuel tank | 220 l |
| Livewell | 135 l |
| Rod storage (quantity / length) | 6 / 2.8 m 4 / 2.7 m |

BOAT LAYOUT



- 1 base for a seat pedestal
- 2 lockable storage compartment
- 3 rod storage compartment
- 4 external console glovebox
- 5 storage compartment for a full canvas enclosure under a console
- 6 driver console
- 7 passenger console
- 8 compartment with a recycle bin
- 9 locker for electric motor traction batteries
- 10 board shelf with built-in niche
- 11 organizer with built-in cup holders
- 12 folding seats
- 13 livewell
- 14 transom extension platform



Spacious cockpit with side shelves and built-in niches.
Possibility to install an additional row of seats.



Consoles made of high-quality plastic are decorated with anodized aluminium pads.



Shockwave S5 suspension system in a standard configuration.



Charging batteries and controlling the trim of the engine* from the bow deck.



Folding ladders built in a transom extension platform.



The bow deck has 2 storage compartments with a capacity of 120 liters each and a locker for 10 fishing rods. All lockers are equipped with a forced ventilation system.



Organizer for large baits with cup holders and LED light.



Board shelves with built-in niches and LED light.



Front heated seats.*
Boards with ecoleather finishing.*

STANDARD FEATURES

- All-welded hull made of marine grade aluminium almg4,5mn (5083) 3-4 mm thickness
- Raptor® wear-resistant coating on consoles, transom, and gunwale
- Two consoles with a Taylor Made walk-through tempered safety glass windshield and a wicket door in the middle
- Outer sides are covered with a hydrophobic wrap (color to choose)
- Inner boards in the cockpit, on the bow and the aft decks covered with marine grade cut-loop carpet
- Cockpit deck covered with marine grade vinyl
- Transom platforms covered with soft anti-skid SeaDek surface
- Fuel system with a 225 liter aluminium tank
- Two lockers in the bow deck with a gas spring device of the covers

- Rod locker in bow deck for 10 rods up to 2.8 m long with a gas spring device of the cover
- Compartment for storage of the full canvas enclosure
- 130 liter livewell with an oxygenator and led light
- Two Bass Boat seats with back/forth adjustment
- A set of two marine suspension systems Shockwave S5
- Pedestal base for a fishing seat on the bow deck
- Pocket for keeping a landing net
- Locker for traction batteries in the cockpit
- Double USB 5V 2A power socket in a captain console
- Double USB 5V 2A power socket in a passenger console
- 12v power outlet on a captain console

- LED-lighting of cockpit, aft, and bow decks, lockers, the passage between consoles, boards' niches, and shelves, aft organizer
- Dry lockers with forced ventilation and drainage system
- Six SS push-up mooring cleats
- SS compression latches (3 with a lock/ 1 without a lock)
- Preparation for installation of audio system, chart plotters, trolling motor, high-pressure washer, heated seats, autonomous heater
- LUX snap-in travel/mooring cover
- Steering wheel
- Automatic bilge pump

* - optional feature

* - optional feature



685 SPORT ANGLER

Finval 685 Sport Angler has unique characteristics. Quick start and excellent maneuverability at speeds over 100 km/h. The durable hull withstands strong slams, and the load on the spine is relieved by the premium class shock-absorbing system Shockwave S5. The boat can accommodate 12 spinning rods up to 2.8 meters long. The central storage compartment for personal items and fishing tackles is zoned with special removable partitions. 2 echo sounders with 12" screens can be installed not only on the driver's but also on the passenger's consoles. The boat has 2 livewells with an oxygenator with a capacity of 110 and 130 liters. Finval 685 Sport Angler gives you an advantage in speed and comfort. It is an embodiment of modern design and uniqueness. This boat is for those who do not compromise in striving to be first.



SPECIFICATIONS

| | |
|---|------------------------|
| Length | 6.83 m |
| Beam | 2.32 m |
| Transom height | 635 mm |
| Draft | 400 mm |
| Deadrise at transom | 18° |
| Weight (boat only) | 950 kg |
| Maximum weight capacity | 800 kg |
| Engine | 250-300 hp |
| Hull material | AlMg 4,5 Mn (5083) |
| Aluminium thickness (bottom/transom/boards) | 4 / 4 / 3 mm |
| Maximum persons capacity | 3 |
| Fuel tank | 220 l |
| Livewells (bow / aft) | 110 / 130 l |
| Rod storage (quantity / length) | 8 / 2.8 m 4 / 2.5 m |

BOAT LAYOUT



- 1 base for a seat pedestal
- 2 lockable storage compartment
- 3 rod storage compartment
- 4 locker for personal items, fishing tackle and rods
- 5 external console's glovebox
- 6 bow livewell
- 7 driver console
- 8 cockpit locker
- 9 passenger console
- 10 section for electric motor traction batteries*
- 11 aft deck lockers
- 12 aft livewell

* - optional feature



Spacious bow and aft decks create maximum comfort when fishing. Additional space provided owing to transom extension platforms.



Electrical equipment control panels decorated with anodized aluminium.



Possibility of installation of heated seats.



Section between seats for installation of 3 traction batteries.*



Transom extension platforms to improve stability and provide easy access to water.



3 lockers each accommodating 4 rods with a forced ventilation system. Central locker with a capacity of 194 liters with storage space for personal items and fishing tackle.



Taylor Made tempered glass allows installing wipers.



Decorative plates of anodized aluminium on consoles and a bow deck.



Deep locker in the bow deck for hiding a fishing seat.



The fishing seat pedestal does not occupy extra space and is hidden in a special tunnel.

STANDARD FEATURES

- All-welded hull made of marine grade aluminium AlMg4,5Mn (5083) 3-4 mm thickness
- Raptor® wear-resistant coating on consoles, transom, and gunwale
- Two consoles with a Taylor Made walk-through tempered safety glass windshield and a wicket door in the middle
- Outer sides are covered with a hydrophobic wrap (color to choose)
- Inner boards in the cockpit, on the bow and the aft decks covered with marine grade cut-loop carpet
- Cockpit deck covered with marine-grade vinyl
- Transom platforms covered with soft anti-skid SeaDek surface
- Fuel system with a 220 liter aluminium tank
- Two rod lockers for 8 rods up to 3 m long with a gas spring device of the cover
- Bow deck locker with additional space for storing personal items, four rods up to 2,5 m long, with a gas spring device of the cover
- Two ROD TAMER™ straps for holding rods on the bow deck
- 130 liter livewell with a timer, oxygenator and led light in the aft deck
- 110 liter livewell with a timer, oxygenator and led light in the bow deck
- EZ Pump™ advanced livewell water pick-up system
- A set of two bass boat seats with back/forth adjustment
- A set of two marine suspension seats Shockwave S5
- Fishing seat with air pedestal
- Two pedestal bases for a fishing seat on the bow and the aft decks
- Double power socket USB 5V 2A in captain console
- Double power socket USB 5V 2A in passenger console
- 12v power outlet on a captain console
- Dry lockers with forced ventilation and drainage system
- Six SS push-up mooring cleats
- SS compression latches (8 with a lock/ 3 without a lock)
- Preparation for installation of audio system, chart plotters, trolling motor, high-pressure washer, heated seats
- Led-lighting of cockpit, aft and bow decks, lockers
- Lux snap-in travel/mooring cover
- Steering wheel
- Automatic bilge pump




Finval 555 FishPro has the right to compete for the title of the best boat among the competitors of this size. It has plenty of trifles that can be appreciated even by the most demanding customers. The comfortable and spacious cockpit accommodating 6 passengers has convenient side shelves for boxes with baits and a locker for 6 spinning rods 2.7 m long. There is enough space in the bow deck lockers to store baits and passengers' personal items. The bow and stern decks have plenty of free space for fishing. The spacious full canvas enclosure, a folding table, a ski pylon make 555 FishPro comfortable for family leisure. If you like fishing on big rivers and lakes and want to enjoy the drive of a controlled flight combined with comfort, the Finval 555 FishPro is created just for you.



SPECIFICATIONS

| | |
|---|--------------------|
| Length | 5.55 m |
| Beam | 2.28 m |
| Transom height | 635 mm |
| Draft | 390 mm |
| Deadrise at transom | 19° |
| Weight (boat only) | 760 kg |
| Maximum weight capacity | 1 000 kg |
| Engine | 150-200 hp |
| Hull material | AlMg 4,5 Mn (5083) |
| Aluminium thickness (bottom/transom/boards) | 4 / 4 / 3 mm |
| Maximum persons capacity | 6 |
| Fuel tank | 125 l |
| Livewells (bow / aft) | 110 l |
| Rod storage (quantity / length) | 6 / 2.7 m |

BOAT LAYOUT



- 1 lockable storage compartment
- 2 base for a seat pedestal
- 3 livewell
- 4 technical section for livewell maintenance
- 5 driver console
- 6 passenger console
- 7 rod locker
- 8 pocket for keeping a landing net
- 9 board shelf with built-in cup holder
- 10 locker for electric motor traction batteries
- 11 additional row of seats*
- 12 organizer for fishing gear with rod holders
- 13 folding seats
- 14 locker for a full canvas enclosure under the aft deck


* - optional feature



Spacious cockpit with side shelves.
Possibility to install an additional row of seats.



All lockers have a drainage system and mats.



Locker for 6 rods up to 2.7 m long with two additional compartments.



Organizer with rod holders for fishing tackle and baits.



Side shelves with LED light and built-in cup holders.



Bow deck with a small and two large storage compartments.
110 liter livewell with LED light and forced water drainage.

STANDARD FEATURES

All-welded hull made of marine grade aluminium
AlMg4,5Mn (5083) 3-4 mm thickness

Raptor® wear-resistant and anti-slip coating on consoles,
transom and gunwale

Outer sides covered with a hydrophobic wrap (color to choose)

Two consoles with walk-through windshield
and a wicket door in the middle

Bow deck and cockpit covered with marine grade vinyl

Inner boards and aft deck covered with marine grade cut-loop
carpet

Built-in fuel system with a 125 liter aluminium tank

Locker for six rods up to 2.7 m long

Single-circuit plastic illuminated 110 liter livewell

Two Ergolux seats with seat pedestals

Two convertible seats built in the aft deck

Two bases for seat pedestals on bow and aft decks

Two 12V power outlets in driver's and passenger's consoles

Open shelves with built-in SS cup holders along the port and
starboard

Dry lockers with a drainage system, natural ventilation and rugs

Organizer for fishing tackle and rod holders

Six SS push-up mooring cleats

Pocket for keeping a landing net

Preparation for installation of audio system, chartplotter, electric
motor and electric winch

LED-lighting of console glove boxes and shelves in the boards

Ultraflex T73 NRFC mechanical anti-feedback steering system,
steering wheel, steering cable

Automatic bilge pump

FULL CANVAS ENCLOSURE



Maximum protection from rain and wind.
The canvas height in the cockpit section is 176 cm.



Side curtains and aft curtain can be fastened separately.
Additional mosquito nets are available.



High Top leaves the aft deck open, so that nothing
prevents you from fishing.



Convenient access to the bow deck.



Finval 555 Sport Angler is an ideal solution for sport fishing. An exceptionally powerful structural frame and excellent seaworthiness will allow you to reach the necessary point of the reservoir under any waves and wind. Full glazing, which is rare in sports boats, will make you feel comfortable even at the speeds of over 90 km/h. With roomy “dry” lockers, two livewells, spacious bow and aft decks, a locker for keeping fishing rods up to 2.7 meters long, 555 Sport Angler is perfectly geared up for fishing and will help you have a maximum focus on finding and catching real trophies.



SPECIFICATIONS

| | |
|---|--------------------|
| Length | 5.55 m |
| Beam | 2.28 m |
| Transom height | 635 mm |
| Draft | 390 mm |
| Deadrise at transom | 19° |
| Weight (boat only) | 760 kg |
| Maximum weight capacity | 1000 kg |
| Engine | 150-200 hp |
| Hull material | AlMg 4,5 Mn (5083) |
| Aluminium thickness (bottom/transom/boards) | 4 / 4 / 3 mm |
| Maximum persons capacity | 3 |
| Fuel tank | 125 l |
| Livewells (bow / aft) | 85 / 110 l |
| Rod storage (quantity / length) | 10 / 2.7 m |

BOAT LAYOUT



- 1 lockable storage compartments
- 2 base for a seat pedestal
- 3 bow livewell
- 4 technical section for livewell maintenance
- 5 rod storage
- 6 driver console
- 7 passenger console
- 8 locker for electric motor traction batteries
- 9 pocket for keeping a landing net
- 10 under-seat storage compartment
- 11 between-seats storage compartment
- 12 aft livewell



Possibility of installing two 12" echo sounders on a driver console.



Possibility of permanent installation of the 12" echo sounder.



Double-circuit illuminated livewell in the aft deck



Bass Boat seat with lateral support as a standard feature.



Seat with a lifting roller for easy control of the boat while standing.



Spacious bow deck with LED lighting.
Possibility to choose the finishing option (vinyl or carpet).



Rod Tamer™ strap for holding rods on the bow deck



Double-circuit plastic self-filling illuminated 110 liter livewell in the aft deck



Bike fishing seat on air-pedestal in a basic configuration.



Possibility to choose the finishing option for the bow deck and cockpit with vinyl or carpet.

STANDARD FEATURES

- All-welded hull made of marine grade aluminium AlMg4,5Mn (5083) 3-4 mm thickness
- Raptor® wear-resistant and anti-slip coating on consoles, transom and gunwale
- Outer sides covered with a hydrophobic wrap (color to choose)
- 2 consoles with walk-through windshield and a wicket door in the middle
- Cockpit deck covered with marine grade vinyl
- Inner boards, bow and aft deck covered with marine grade cut-loop carpet
- Built-in fuel system with a 125 liter aluminium tank
- Locker for ten rods up to 2.5-2.7 m long
- Double-circuit plastic self-filling illuminated 110 liter livewell in the aft deck
- Single-circuit illuminated aluminium 85 liter livewell in the bow deck
- 2 Bass Boat seats
- Bike fishing seat on air-pedestal
- 2 pedestal bases for Bike seat on bow and aft decks
- 2 12V power outlets in driver's and passenger's consoles
- Dry lockers with a drainage system
- 6 SS push-up mooring cleats
- Pocket for keeping a landing net
- Preparation for installation of audio system, chartplotters, electric motor and electric winch
- LED-lighting of console gloveboxes and bow deck
- T73 NRFC Ultraflex mechanical anti-feedback steering system, premium polyurethane steering wheel, steering cable
- Automatic bilge pump



505 FISHPRO

The Finval 505 FishPro has everything you could want from a 5 meter long boat. Heavy-duty hull and excellent seaworthiness, which is so important on big rivers and lakes. Absolute safety when passing a wave at any angle, the capability of making a turn even at a speed of 60 km/h. 505 FishPro has 4 internal layout options. So, you can choose the one that is best for you. Each boat is equipped with a locker accommodating 6 rods up to 2.7 m long and a 110 liter livewell. Personal items and baits can be stored in wide side shelves and deep storage compartments. All this improves comfort and makes your use of Finval 505 FishPro enjoyable and unforgettable.



SPECIFICATIONS

| | |
|---|--------------------|
| Length | 5.05 m |
| Beam | 2.1 m |
| Transom height | 508 mm |
| Draft | 340 mm |
| Deadrise at transom | 17° |
| Weight (boat only) | 625-675 kg* |
| Maximum weight capacity | 725 kg |
| Engine | 70-115 hp |
| Hull material | AlMg 4,5 Mn (5083) |
| Aluminium thickness (bottom/transom/boards) | 4 / 4 / 3 mm |
| Maximum persons capacity | 4-5** |
| Fuel tank | 88 l |
| Livewell | 110 l |
| Rod storage (quantity / length) | 6 / 2.7 m |

* - depending on the layout ** - configuration CB



Locker in the cockpit for 6 rods up to 2.7 m long with a storage compartment



Configuration CB - convertible bench with a possibility to install a removable table



Configuration JS has a large number of stern deck lockers with a total volume of 290 liters.



Convertible bench transforms into spacious deck**



Side shelves are convenient for placing boxes with baits

LAYOUT OPTIONS



MC - Maximal Cockpit

Spacious and deep cockpit from consoles to transom



SP - Stern Platform

Reduced stern deck, extended cockpit



JS - Jump Seats

Extended stern deck with jump seats



CB - Convertible Bench

Extended stern deck with convertible bench

- | | | | | | |
|---|--|---|-------------------------------|----|--|
| 1 | storage compartment | 5 | driver console | 9 | storage compartment under jump seat |
| 2 | base for a seat pedestal | 6 | passenger console | 10 | storage compartment under convertible bench |
| 3 | livewell | 7 | rod storage | 11 | base for a seat pedestal under convertible bench |
| 4 | technical section for livewell maintenance | 8 | side shelves with cup holders | | |

STANDARD FEATURES

All-welded hull made of marine grade aluminium
AlMg4,5Mn (5083) 3-4 mm thickness

Raptor® wear-resistant and anti-slip coating on consoles,
transom and gunwale

Outer sides covered with a hydrophobic wrap (color to choose)

Two consoles with a walk-through windshield
and a wicket door in the middle

Bow deck and cockpit covered with marine grade vinyl

Inner boards and aft deck covered
with marine grade cut-loop carpet

Built-in fuel system with a 88 liter aluminium tank

Locker for six rods up to 2.7 m long

Single-circuit plastic illuminated 110 liter livewell

Two Premium seats (driver's and passenger's)

Two bases for seat pedestal in bow and aft decks
(except for MC configuration)

Preparation for installation of audio system, chartplotters,
electric motor and electric winch

Two 12V power outlets in driver's and passenger's consoles

Open shelves with built-in SS cup holders along the port and
starboard

Dry lockers with drainage system

Four SS mooring cleats

Ultraflex T73 NRFC mechanical anti-feedback steering system,
steering wheel, steering cable

Automatic bilge pump

FULL CANVAS ENCLOSURE



176 cm high canvas enclosure in the cockpit with maximum protection from rain and wind.



Side curtains and aft curtain
can be installed separately



High Top leaves the stern podium open and does not
prevent from fishing.



Finval 475 Evo DC is the widest among boats up to 5 meters long. Its aft deck is 192 cm wide. This is enough for two people to comfortably fish together, or just relax lying on it. The boat is also convenient for travel. Throughgoing windshield protects both front and rear passengers from the wind. Numerous lockers and shelves allow to organize the interior space so to not keep things in the cockpit. High Top canvas enclosure will help to hide from the sun in summer. If you fasten the side and back curtains to it, you will have reliable protection from rain and cold wind. One can choose the layout of the bow and stern decks. All these features make Finval 475 Evo DC one of the most popular boats in Europe.



SPECIFICATIONS

| | |
|------------------------------------|-------------------------|
| Length | 4.72 m |
| Beam | 2.12 m |
| Transom height | 508 mm |
| Draft | 330 mm |
| Deadrise at transom | 14° |
| Weight (boat only) | 510 kg |
| Maximum weight capacity | 600 kg |
| Engine | 60-100 hp |
| Hull material | AlMg 4,5 Mn (5083) |
| Aluminium thickness | 3 mm |
| Maximum persons capacity | 4 |
| Fuel tank | 53 l |
| Livewells (bow / aft) | 65 / 90 l* |
| Rod storage (quantity / length) | 2 / 2.9 m 2 / 2.45 m |

* - depends on the bow deck layout



Lockable glove box for valuables.



Possibility to choose the color of the boat finishing.



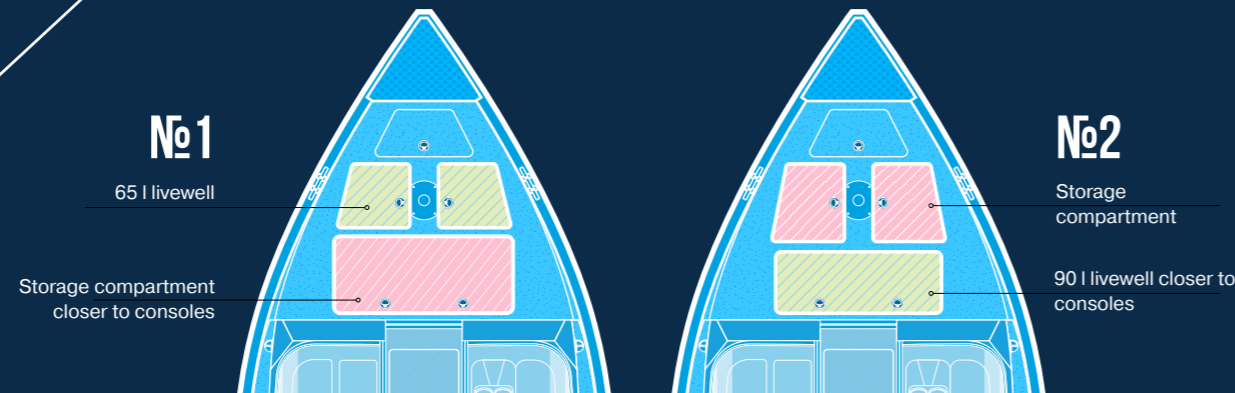
A large number of lockers and shelves will help organize the interior space and arrange all the things in the boat.



BOAT LAYOUT

- 1 storage compartment
- 2 base for a seat pedestal
- 3 livewell
- 4 driver console
- 5 passenger console
- 6 rod storage
- 7 folding seats

BOW DECK LAYOUT OPTIONS



STANDARD FEATURES

- All-welded hull made of marine aluminium AlMg4,5Mn (5083), 3 mm thickness
- Raptor® wear-resistant and anti-slip coating on consoles, gunwale and transom
- Outer sides are covered with a hydrophobic wrap (color to choose)
- Two consoles with a walk-through windshield and a wicket door in the middle
- Bow deck and cockpit covered with marine grade vinyl
- Inner boards and aft deck covered with marine grade carpet
- Built-in fuel system with a 53 liter aluminium tank
- Shelf along the starboard with a storage for two rods 2.4 and 2.9 m long
- Shelf along the port with a storage for two rods 2.4 and 2.9 m long
- 90 liter livewell with timer and pump (only bow deck configuration No. 1)
- 65 liter livewell with timer and pump (only bow deck configuration No. 2)
- Two Premium seats with bases and seat pedestals in the cockpit
- Two bases for seat pedestal in bow and aft decks
- Two 12V power outlets in driver's and passenger's consoles
- LED navigation lights
- Two built-in SS cup holders
- Front passenger handle in the port
- Dry storage compartments with drainage system
- Four SS mooring cleats
- Preparation for installation of audio system, echo sounder, electric motor, electric winch
- Ultraflex T73 NRFC mechanical anti-feedback steering system, steering wheel, steering cable
- Automatic bilge pump

FULL CANVAS ENCLOSURE



180 cm high canvas enclosure in the cockpit with maximum protection from rain and wind.



Side and aft curtains can be installed separately.



High Top leaves the stern podium open and does not prevent from fishing.



Finval 475 Evo SC is created on the basis of a two-console model which is a top seller in many European countries for years. The wide aft deck and spacious cockpit make fishing comfortable even in a large company. Functional and practical driver's console is decorated with anodized aluminium pads. Most demanding anglers will appreciate the possibility of installing two 12" echo sounders. Next to the passenger's seat, there is a spacious glove box convenient for keeping valuable personal items. It has a separate section with a USB socket to charge a mobile phone. The boat is well equipped for fishing and will meet the needs of both beginners and experienced anglers.



SPECIFICATIONS

| | |
|------------------------------------|-------------------------|
| Length | 4.72 m |
| Beam | 2.12 m |
| Transom height | 508 mm |
| Draft | 330 mm |
| Deadrise at transom | 14° |
| Weight (boat only) | 510 kg |
| Maximum weight capacity | 635 kg |
| Engine | 60-100 hp |
| Hull material | AlMg 4,5 Mn (5083) |
| Aluminium thickness | 3 mm |
| Maximum persons capacity | 4 |
| Fuel tank | 53 l |
| Livewell | 90 l |
| Rod storage (quantity / length) | 2 / 2.9 m 2 / 2.45 m |

BOAT LAYOUT



- 1 storage compartment
- 2 base for a seat pedestal
- 3 livewell
- 4 driver console
- 5 passenger glove box
- 6 rod storage
- 7 folding seats




The new console is decorated with plates of anodized aluminium and makes it possible to install two 12" echo sounders.



Magnetic phone holder.



The waterproof control panel of the electrical equipment.



Two rod storages on both sides.



High-quality stainless steel fittings.




A lot of free space in the cockpit and decks allows you to comfort fishing with a large company.



The passenger glove compartment with two compartments for things and baits, a cup holder, and a place for storage of fishing tools.



Spacious aft deck with folding seats and two storage compartments.



STANDARD FEATURES

All-welded hull made of marine grade aluminium AIMg4,5Mn (5083), 3 mm thickness

Raptor® wear-resistant and anti-slip coating on the gunwale

Outer sides are covered with a hydrophobic wrap (color to choose)

Cockpit covered with grade marine vinyl

Inner boards, bow and aft decks are covered with marine grade carpet

Command console next to the aft deck

Built-in fuel system with a 53 liter aluminium tank

Shelf along the starboard with a locker for two rods up to 2.4-2.9 m long

Shelf along with the port with a locker for two rods up to 2.4-2.9 m long

90 liter livewell with timer and pump

Premium driver's seat on a fixed rack and back/forth adjustment

Premium passenger seat with seat pedestal 13"

Two bases for passengers' seat pedestals in the cockpit

Two bases for seat pedestals in the bow and aft deck

12V power outlet on the bow deck

Double USB 5V2A power socket on the command console

Removable LED navigation lights

Dry storage compartments with a drainage system

Four SS mooring cleats

Preparation for the installation of echo sounders, electric motor, and electric winch

Ten SS hatch latches: 6 with locks, 4 without locks

Lockless livewell hatch latch

Front passenger handle in the port

Rubber holders for rods at port side and starboard shelves

Automatic bilge pump



475 EVO TILLER

Finval 475 Evo Tiller is well equipped for trolling and vertical fishing. The width of 212 cm with a length of 472 cm makes is an absolute record among boats of this size that ensures maximum space and stability. Two echo sounders with a screen diagonal of 12” and more can be easily mounted on the driver console. The large glove boxes in the driver console have plenty of space for boxes with your favorite baits. Organizers for fishing tackle, cup holders and rod holders can be placed anywhere you want. And all this at arm’s length. If you are looking for a spacious boat up to five meters long and want to fish with maximum comfort, Finval 475 Evo Tiller is an ideal option.



SPECIFICATIONS

| | |
|------------------------------------|-------------------------|
| Length | 4.72 m |
| Beam | 2.12 m |
| Transom height | 508 mm |
| Draft | 330 mm |
| Deadrise at transom | 14° |
| Weight (boat only) | 480 kg |
| Maximum weight capacity | 635 kg |
| Engine | 60-100 hp |
| Hull material | AlMg 4,5 Mn (5083) |
| Aluminium thickness | 3 mm |
| Maximum persons capacity | 3 |
| Fuel tank | 53 l |
| Livewell | 90 l |
| Rod storage (quantity / length) | 2 / 2.9 m 2 / 2.45 m |

BOAT LAYOUT



- 1 storage compartment
- 2 base for a seat pedestal
- 3 livewell
- 4 underdeck niche / locker with hatches - at choice
- 5 locker for electric motor traction batteries
- 6 rod storage
- 7 command console with glove boxes



The width in the driver's seat area is 192 cm which is a record among boats up to 5 m long.



Basket for large baits.



Drawer for boxes with baits.



Pocket for a landing net can be additionally installed in the starboard.



On command console 12" i 16" echo sounders can be mounted.



Option B of the bow deck configuration - a big locker with two hatches.



Option B of the bow deck configuration - a spacious underdeck niche.



STANDARD FEATURES

- All-welded hull made of marine grade aluminium AIMg4,5Mn (5083), 3 mm thickness
- Raptor® wear-resistant and anti-slip coating on the gunwale
- Outer sides are covered with a hydrophobic wrap (color to choose)
- Cockpit covered with grade marine vinyl
- Inner boards, bow and aft decks are covered with marine grade carpet
- Command console next to the aft deck
- Built-in fuel system with a 53 liter aluminium tank
- Shelf along the starboard with a locker for two rods up to 2.4-2.9 m long
- Shelf along with the port with a locker for two rods up to 2.4-2.9 m long
- 90 liter livewell with timer and pump
- Premium driver's seat on a fixed rack and back/forth adjustment
- Premium passenger seat with seat pedestal 13"
- Two bases for passengers' seat pedestals in the cockpit
- Two bases for seat pedestals in the bow and aft deck
- 12V power outlet on the bow deck
- Double USB 5V2A power socket on the command console
- Removable LED navigation lights
- Dry storage compartments with a drainage system
- Four SS mooring cleats
- Preparation for the installation of echo sounders, electric motor, and electric winch
- Ten SS hatch latches: 6 with locks, 4 without locks
- Lockless livewell hatch latch
- Front passenger handle in the port
- Rubber holders for rods at port side and starboard shelves
- Automatic bilge pump



Finval 510 Rangy-SC is developed based on the tiller control model and maintained its basic advantages: plenty of free space and shallow draft. The low board does not create an obstacle in fishing, pulling up and picking up the fish with your hands. At the same time, 510 Rangy-SC has an excellent seaworthiness and allows to feel safe on high waves. The console creates comfort for the driver and allows installing 2 echo sounders. Spacious lockers have high-quality stainless steel fittings, and two of them can be used for storing fishing rods. Decks and the cockpit is made of aluminum, which improves reliability and durability. 510 Rangy-SC can be ordered in either vinyl or carpet interior decoration.



SPECIFICATIONS

| | |
|------------------------------------|-----------------------|
| Length | 5.1 m |
| Beam | 1.9 m |
| Transom height | 508 mm |
| Draft | 150 mm |
| Deadrise at transom | 6° |
| Weight (boat only) | 420 kg |
| Maximum weight capacity | 750 kg |
| Engine | 40-70 hp |
| Hull material | AlMg 4,5 Mn (5083) |
| Aluminium thickness | 3 mm |
| Maximum persons capacity | 4 |
| Fuel tank | 43 l* |
| Livewell | 63 l |
| Rod storage (quantity / length) | 2 / 3 m 3 / 2.25 m |

* - optional feature

BOAT LAYOUT



- 1 storage compartment
- 2 base for a seat pedestal
- 3 livewell
- 4 rod storage
- 5 locker for electric motor traction batteries*
- 6 passenger glovebox
- 7 driver console
- 8 fuel tank locker
- 9 starter battery locker

* - optional feature



Two 12" echo sounders can be installed on a driver console.



Storage for rods up to 3 m long along the port.



Locker for 3 rods up to 2.45 m long with storage space for the canvas enclosure.



Shelf for personal items under the colsole.



Dry locker for passenger's items.



Possibility to choose bow and aft deck decoration with vinyl or carpet.

STANDARD FEATURES

- All-welded hull made of marine grade aluminium AlMg4,5Mn (5083), 3 mm thickness
- Raptor® wear-resistant and anti-slip coating on the gunwale
- Outer sides are covered with a hydrophobic wrap (color to choose)
- Driver`s console with touring plastic windscreen
- Bow and aft decks, side shelf covers and cockpit covered with marine grade vinyl
- Inner boards, sidewalls of shelves covered with marine grade carpet
- Rod locker for 5 rods up to 2.25 m long
- Port shelf with storage for 2 rods up to 3 m long
- 63 liter livewell with auto filling and timer
- Lockless livewell hatch latch
- Rubber holder for rods on the portside shelf
- Two Premium seats in the cockpit with bases and removable seat pedestals
- Passenger handle in the port
- Base for a seat pedestal in the bow deck
- Preparation for the installation of echo sounder, electric motor, and electric winch
- Dry storage compartments with a drainage system
- Four SS mooring cleats
- Six SS hatch latches (3 with a lock / 3 without a lock)
- Electrical equipment switch panel
- Removable LED navigation lights
- 12V power outlet
- Double USB 5V2A power socket on the driver`s console
- Automatic bilge pump
- Ultraflex T73 NRFC mechanical anti-feedback steering system, steering wheel, steering cable

BOW TENT



Bow tent for two persons with a stainless steel frame.



Removable side and front curtains made of transparent PVC film.



Additional mosquito net on the entrance curtain.



Finval 510 Rangy is not just a fishing boat with tiller steering. It has all the most demanding fishermen could wish. Maximum free space from the stern to transom allows to fish in comfort even in a large company. Its small draft enables reaching the remotest and most hardly accessible parts of your favorite reservoir. Small deadrise at transom of 510 Rangy allows using low power engines. At the same time, the boat has good seaworthiness due to the optimal width-to-length ratio. Finval 510 Rangy will make you feel confident and safe even on big rivers and lakes.



SPECIFICATIONS

| | |
|------------------------------------|----------------------|
| Length | 5.1 m |
| Beam | 1.9 m |
| Transom height | 508 mm |
| Draft | 150 mm |
| Deadrise at transom | 6° |
| Weight (boat only) | 370 kg |
| Maximum weight capacity | 750 kg |
| Engine | 40-70 hp |
| Hull material | AlMg 4,5 Mn (5083) |
| Aluminium thickness | 3 mm |
| Maximum persons capacity | 4 |
| Fuel tank | 43 l* |
| Livewell | 63 l |
| Rod storage (quantity / length) | 2 / 3 m 2 / 2.5 m |

* - optional feature

BOAT LAYOUT



- 1 lockable storage compartment
- 2 base for a seat pedestal
- 3 livewell
- 4 additional locker*
- 5 glove box
- 6 rod storage
- 7 fuel tank locker
- 8 starter battery locker

* - optional feature



Lockers for rods up to 3 meters long at the port and starboard.



Rubber holder for rods at portside and starboard shelves



Dry glove boxes for personal items with USB 5V2A power outlet



Additional locker for installing electric motor batteries and storing canvas enclosure.



Spacious bow deck with lockers and a 63-liter livewell.

STANDARD FEATURES

All-welded hull made of marine grade aluminium
AlMg4,5Mn (5083), 3 mm thickness

Raptor® wear-resistant and anti-slip coating on the gunwale

Outer sides are covered with a hydrophobic wrap (color to choose)

Bow and aft decks, side shelf covers and cockpit covered
With marine grade vinyl

Inner boards, sidewalls of shelves covered with marine grade
carpet

Storage for two rods up to 2.55 m long along the starboard

Storage for two rods up to 3 m long along the port

Rubber holder for rods at portside and starboard shelves

63 liter livewell with auto filling

Two handles for passengers

Two bases for a seat pedestal in the cockpit and aft deck

Preparation for installation of chartplotter, electric motor and
electric winch

Dry storages with drainage system

Four plastic mooring cleats

Automatic bilge pump

12V power outlet

Double USB 5V2A power socket

BOW TENT



Bow tent for two persons with a stainless steel frame.



Additional mosquito net on the entrance curtain.



Two spacious sleeping accommodations.

ADDITIONAL OPTIONS





| # | Options | 685 FishPro | 685 Sport Angler | 555 FishPro | 555 Sport Angler | 550 Evo | 505 FishPro | 475 Evo | 510 Rangy |
|----|---|-------------|------------------|-------------|------------------|---------|-------------|---------|-----------|
| 1 | Ergolux seat | ● | — | ✓ | — | ✓ | ● | ● | ● |
| 2 | Bike fishing seat | ● | — | ● | — | ● | ● | ● | ● |
| 3 | Two bow cushions | — | — | ● | — | ● | ● | ● | — |
| 4 | Table with a support and stand | ● | — | ● | — | ● | ● | ● | — |
| 5 | SS rod holder for 2, 3 and 4 rods | ● | ● | ● | ● | ● | ● | ● | ● |
| 6 | SS rod holder for 3 rods with a storage space for baits and fishing tackle | — | — | — | — | — | ● | ● | — |
| 7 | Transom swim platform with a telescopic ladder | — | — | ● | ● | — | ● | — | — |
| 8 | Concealable telescopic ladder | ✓ | ● | — | — | — | — | — | — |
| 9 | Push-up mooring cleats | ✓ | ✓ | ✓ | ✓ | ✓ | ● | ● | ● |
| 10 | Four-step telescopic ladder | — | — | — | — | — | ● | — | — |
| 11 | Ski pylon | — | — | ● | — | ● | ▲ | — | — |
| 12 | Transom swim platform with folding step | — | — | — | — | — | — | ● | ● |
| 13 | Double cup holder with storage space for fishing tools | — | — | — | — | ● | ● | ● | ● |
| 14 | Organizer with cup holder, rod holders and storage space for a fishing knife and pliers | — | — | — | — | ● | ● | ● | ● |
| 15 | Basket for big lures | — | ● | ● | ● | ● | ● | ● | ● |
| 16 | Fishing seat with air pedestal | ● | ✓ | — | ● | — | — | — | — |

— not installed on this model

● can be installed on this model

✓ standard configuration for this model

▲ can be installed only in SP and CB layout option



Canvas enclosure color options

Tweed Negro

Perla

Gris

Antracita

Avena

Azul Real

Botella

Granate

Tweed Rojo

Indigp

Integral

Marino

Negro

Tweed Verde

Racing

Tweed Azul

Ergolux seats color options

Eclipse

Lemon

Cyberspace

Blue Chip

Cityscape

Mandarin

Root Beer

Cloud

Cornerstone

Totally Tan

Sand Dollar

Gold

Marooned

Galapagos

Silver

Net Gray

OFFICIAL DEALERS AND AUTHORIZED SERVICE CENTERS IN EUROPE

AUSTRIA

**HANNES MITMASSER E.U.
HONDA & YAMAHA MARINE**
4111 Walding, Oberösterreich, Pösting 14
Tel.: 0043 7234 82807
UID-Nr.: ATU 65332017
office@mitmasser.com
www.mitmasser.com

BELARUS

DRIVEBOAT, LLC
Apt. 154, 6 Churlenis Str., 220045 Minsk
Tel.: +375 29 627 99 22
info@driveboat.by
www.driveboat.by

BELGIUM

MONS NAUTIC
31 avenue du Parc d'Aventures
Scientifiques, 7080 Frameries
Tél: +32 65 67 40 73
monsnautic@skynet.be
www.monsnautic.be/fr/

GERMANY

**ALPHA MOBILE-MARINE
GMBH**
Gewerbepark 20 b/c, 18546, Sassnitz,
Germany
Tel.: +49 38392-6778 0
info@alphamm.de
www.finval-boats.de

HUNGARY

A.P.H.TRADE S.R.O.
Tel.: +36 305 248 584
info@szuperhajo.eu
www.finval.hu

LATVIA

SIA «ZZ GRUPA»
277-1 Brīvības, Rīga, LV-1006
Shop address: 277 Brīvības, Rīga, LV-1006
Tel.: +371 29 215 040
Gints@eboat.lv
www.eboat.lv

LITHUANIA

**SALON OF BOATS
«TERMINALAS»**
Šeimyniškių g. 21, LT-09236 Vilnius
Tel.: (+370) 614 993 20
terminalas@kotas.lt

**SALON OF BOATS
«LAIVYNAS»**
Ukmergės g. 123a, LT-08104 Vilnius
Tel.: (+370) 699 825 55
Tel.: (+370) 655 554 49
mindaugas@laivynas.lt

POLAND

**CENTRUM WĘDKARSKIE
KACPER ZIÓŁKOWSKI**
Myśliborska 19, 66-400 Gorzów
Wielkopolski
Tel.: 665179905
centrum.wedkarskie@yamaha-dealer.pl
www.yamaboats.pl

SLOVAKIA

A.P.H. TRADE, S.R.O.
A.Hlinku 1039, 050 01 Revúca
Tel.: +421 917 685 851
info@superclny.sk
www.finval.sk

ROMANIA & MOLDOVA

BOATS EXPERT SRL
Bucuresti-Ploiesti 137C, 013682,
Bucuresti, Romania
info@boatsexpert.com
+40 (743) 377 377
info@boatsexpert.com
www.finval.ro

FINLAND

**BOATMAN GROUP /
BELLAMER OY**
Mustikkamaantie 2, 00570, Helsinki,
Finland
Tel.: +358500457623
E-mail: lonnberg@boatmangroup.fi

FRANCE

BASS BOAT CENTER
Moulin de Rollequin, 02130 Fère en
Tardenois
Tél: 03 23 82 61 13
contact@profilnature.com
www.bass-boat-center.com

ORIENT NATURE
31 Rue du Fort Saint-Georges, 10220
Géraudot
Tél: 03 25 43 22 64
contact@orient-nature.com
www.orient-nature.com

TENDANCE NAUTIC
25 Route des Saintiers, 74320 Sévrier
Tél: 04 50 51 03 83
tendancenautic@gmail.com
www.tendancenautic.fr

ABP19
1 Rue du Carnyx, 19460 Naves
Tél: 06 60 15 05 11
abp19@hotmail.fr
www.abp19.com

**ACCASTILLAGE DIFFUSION
STRASBOURG**
2 Rue de Boulogne, 67000 Strasbourg
Tél: 03 88 41 02 41
contact@ad-strasbourg.com
www.ad-strasbourg.com

BISCARROSSE NAUTIC
125 Rue de la Tanche, 40600 Biscarrosse
Tél: 05 58 09 85 00
j.soares@cnbarcachon.com
www.cnbarcachon.com

CZECH REPUBLIC

A.P.H.TRADE S.R.O.
Tel.: +420 603 806 630
info@supercluny.cz
www.finvalcluny.cz

SWEDEN

SMÅLAND SPORTFISKE AB
Storgatan 84, SE - 362 30 Tingsryd
Tel: +46 (0)477 715544
info@smaland-sportfiske.com
www.smaland-sportfiske.com

ESTONIA

VOBLA MARINE OÜ
Reg. 12674726
Km. EE102142248
Kesa tee 1-2, 75314, Limu küla, Rae vald,
Harju maakond
Tel.: +372 50 49 086
Martin@voblafishing.ee